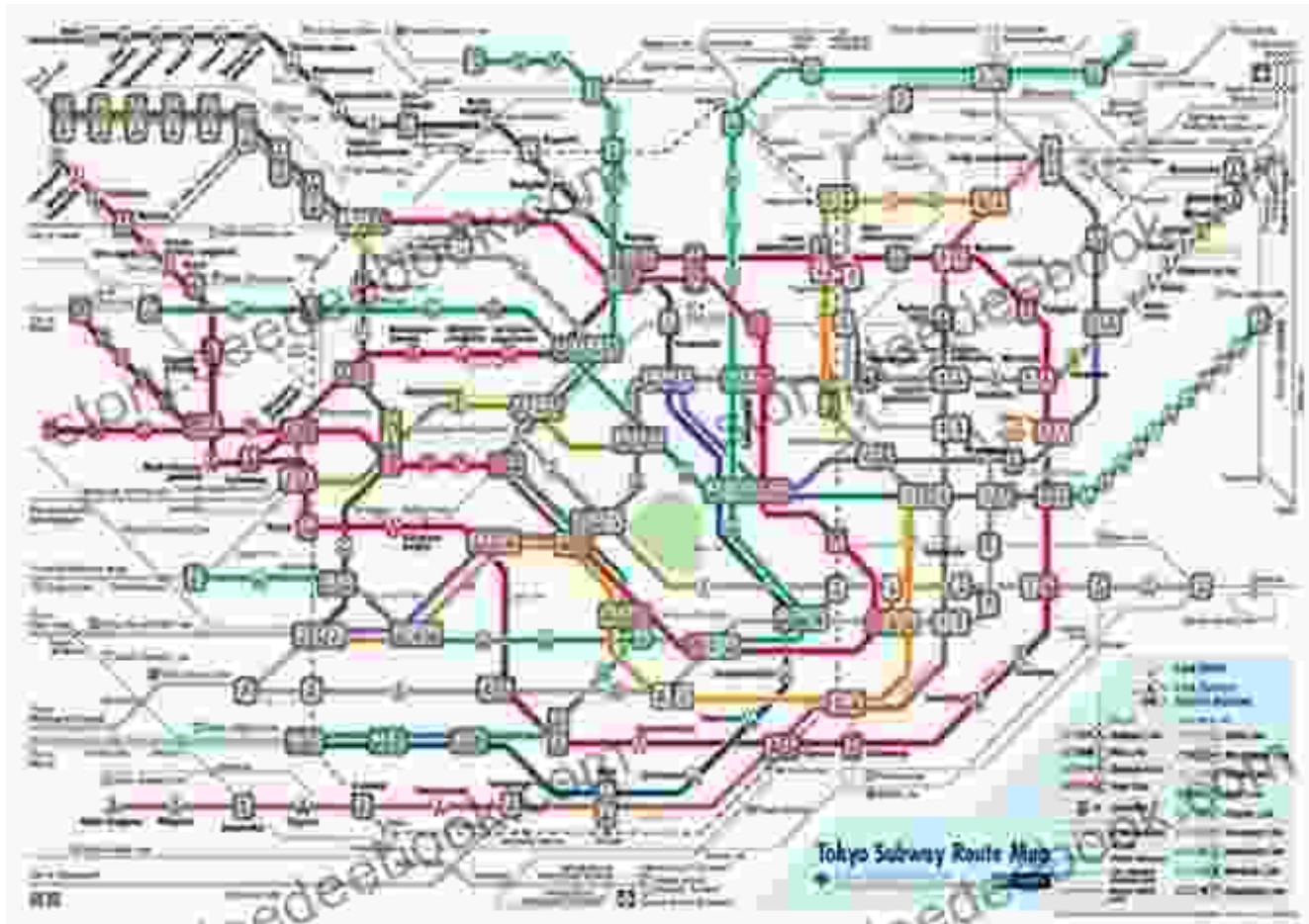


The Ultimate Tokyo Railway Transfer Guide for 2024: Jonathan Reggio



Tokyo railway transfer guide 2024 by Jonathan Reggio

★★★★☆ 4.4 out of 5

- Language : English
- File size : 2910 KB
- Text-to-Speech : Enabled
- Screen Reader : Supported
- Enhanced typesetting : Enabled
- Print length : 58 pages
- Lending : Enabled

FREE

DOWNLOAD E-BOOK



Tokyo, the vibrant capital of Japan, is a bustling metropolis renowned for its advanced transportation system. However, navigating its intricate railway network can be a daunting task, especially for first-time visitors.

Understanding the different lines, stations, and transfer procedures is crucial for a seamless travel experience. This comprehensive guide, meticulously crafted by Jonathan Reggio, will equip you with the essential knowledge and tools to master Tokyo's railway system like a local.

to Tokyo's Railway Network

Tokyo's railway network is a complex web of interconnected lines operated by multiple companies. The primary players are Japan Railways (JR) Group, Tokyo Metro, Toei Subway, and numerous private railway companies. Each company operates its own set of lines, which are identified by unique colors, numbers, and station names. To comprehend the network effectively, it's essential to familiarize yourself with these operators and their respective lines.

2. Types of Railway Lines in Tokyo

There are several types of railway lines in Tokyo, each serving distinct purposes and destinations. These include:

- **JR Lines:** Operated by Japan Railways Group, JR lines connect Tokyo to major cities across Japan. They also provide access to Narita International Airport (NRT) and Haneda Airport (HND).
- **Subway Lines:** Tokyo Metro and Toei Subway operate extensive subway networks that cover the greater Tokyo area. They offer convenient transportation within the city center and to suburban areas.

- **Private Railway Lines:** Numerous private railway companies operate lines that extend beyond the reach of JR and subway lines. They provide vital connections to popular tourist destinations, such as Tokyo Disneyland and Tokyo Skytree.

3. Major Railway Stations in Tokyo

Tokyo boasts several major railway stations that serve as hubs for transfers and connections. These stations include:

- **Tokyo Station:** The central hub of Tokyo's railway network, connecting JR lines, subway lines, and private railway lines.
- **Shinjuku Station:** The busiest station in the world, offering access to a vast array of JR lines, subway lines, and private railway lines.
- **Shibuya Station:** A major transfer point for subway lines and private railway lines, renowned for its iconic scramble crossing.
- **Ueno Station:** A gateway to northeastern Japan, providing access to JR lines and the Tohoku Shinkansen (bullet train).
- **Akihabara Station:** A hub for electronics enthusiasts, with direct access to the JR Yamanote Line and several private railway lines.

4. Using the Japan Rail Pass

If you plan on extensive rail travel within Japan, consider purchasing a Japan Rail Pass. This pass provides unlimited travel on all JR lines, including the Shinkansen (bullet train), for a set period of time. It offers significant savings for those who intend to explore multiple destinations beyond Tokyo.

5. Tips for Navigating Tokyo's Railway System

- **Plan Your Route:** Before embarking on your journey, carefully plan your route using railway maps or online navigation apps.
- **Study the Railway Maps:** Familiarize yourself with the different railway lines and station names by studying detailed railway maps.
- **Identify Transfer Points:** Determine the necessary transfer points between lines and study the station layouts to ensure smooth connections.
- **Allow Ample Time:** Allocate sufficient time for transfers, especially during peak hours when stations can be crowded.
- **Utilize Station Staff:** Don't hesitate to seek assistance from station staff if you encounter any difficulties or require direction.

6.

Mastering Tokyo's railway system may seem daunting at first, but with the insights provided in this guide, you can navigate this complex network with confidence. By understanding the different types of lines, major stations, and essential transfer procedures, you can plan efficient and seamless journeys throughout the city. Remember to utilize the available resources, such as railway maps and navigation apps, and don't hesitate to seek assistance from station staff. With proper preparation, you can unlock the convenience and efficiency of Tokyo's world-class railway system.

Tokyo railway transfer guide 2024 by Jonathan Reggio

★★★★☆ 4.4 out of 5


Language : English

File size : 2910 KB

Text-to-Speech : Enabled

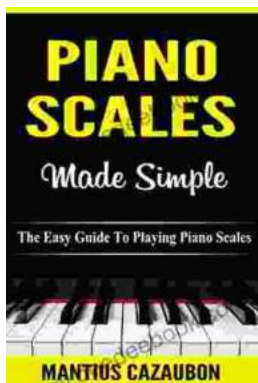


Screen Reader : Supported
Enhanced typesetting: Enabled
Print length : 58 pages
Lending : Enabled



Trekking the Breathtaking Scotland Coast to Coast Trail: A Comprehensive Guide to Britain's Epic Long Distance Trail

Lace up your boots and prepare for an unforgettable adventure as we delve into the captivating world of the Scotland Coast to Coast Trail. This...



The Easy Guide to Playing Piano Scales: Piano Lessons for Beginners to Advanced

Piano scales are an essential part of any pianist's repertoire. They help us to develop our finger dexterity, coordination, and musicality...