


The Ultimate Guide to Switch Knit Stitch Dictionary: Everything You Need to Know



Switch & Knit Stitch Dictionary: Choose any yarn and any of the 12 PATTERNS for cowls, hats, sweaters & more * Customize with over 85 STITCH PATTERNS * 700+ DESIGN POSSIBILITIES by Tabetha Hedrick

★★★★☆ 4.6 out of 5

Language : English
File size : 33621 KB
Text-to-Speech : Enabled
Screen Reader : Supported
Enhanced typesetting : Enabled
Print length : 198 pages



Knitting is a versatile craft that allows you to create a wide range of fabrics and garments. One of the most fundamental knitting techniques is the switch knit stitch, also known as the knit-purl stitch. This stitch creates a fabric that is both stretchy and durable, making it perfect for a variety of projects.

In this comprehensive guide, we'll delve into the world of switch knit stitches, exploring their versatility, applications, and how to master this essential knitting technique. We'll cover everything from the basics of switch knit stitches to more advanced variations and patterns.

What is a Switch Knit Stitch?

A switch knit stitch is a combination of knit stitches and purl stitches that are worked in alternating rows. This creates a fabric that has a unique texture and drape. Switch knit stitches can be used to create a variety of fabrics, from simple stockinette stitch to more complex lace patterns.

The basic switch knit stitch is worked as follows:

1. Row 1: Knit all stitches.
2. Row 2: Purl all stitches.
3. Repeat Rows 1 and 2.

This simple stitch pattern creates a fabric that is stretchy and durable, making it perfect for a variety of projects, such as sweaters, scarves, and hats.

Variations of Switch Knit Stitches

There are many different variations of switch knit stitches that can be used to create a variety of fabrics. Some of the most popular variations include:

- **Rib stitch:** Rib stitch is a variation of switch knit stitch that is worked in alternating rows of knit stitches and purl stitches. Rib stitch creates a fabric that is stretchy and has a ribbed texture.
- **Cable stitch:** Cable stitch is a variation of switch knit stitch that is worked in a series of crossed stitches. Cable stitch creates a fabric that is textured and has a decorative appearance.
- **Lace stitch:** Lace stitch is a variation of switch knit stitch that is worked with a combination of knit stitches, purl stitches, and yarn

overs. Lace stitch creates a fabric that is lightweight and has a delicate appearance.

- **Brioche stitch:** Brioche stitch is a variation of switch knit stitch that is worked with a combination of knit stitches and purl stitches that are worked into the previous row. Brioche stitch creates a fabric that is thick and has a squishy texture.
- **Intarsia stitch:** Intarsia stitch is a variation of switch knit stitch that is used to create colorwork patterns. Intarsia stitch involves working with multiple colors of yarn, and each color is worked in its own separate section of the fabric.
- **Fair isle stitch:** Fair isle stitch is a variation of switch knit stitch that is used to create stranded colorwork patterns. Fair isle stitch involves working with two or more colors of yarn, and the colors are worked together in a series of small stitches.

How to Master Switch Knit Stitches

Mastering switch knit stitches is a matter of practice. The more you practice, the more comfortable you will become with the technique. Here are a few tips for mastering switch knit stitches:

- **Start with the basics:** Before you try any of the more advanced variations, it is important to master the basic switch knit stitch. This will give you a solid foundation for learning the more complex stitches.
- **Use a variety of yarns:** Different yarns will produce different results when used in switch knit stitches. Experiment with different yarns to find the ones that you like the best.

- **Be patient:** Don't get discouraged if you don't get the hang of switch knit stitches right away. It takes practice to master any new knitting technique.

Switch knit stitches are a versatile and essential knitting technique that can be used to create a wide range of fabrics. With a little practice, you can master switch knit stitches and use them to create beautiful and unique knitted projects.




Switch & Knit Stitch Dictionary: Choose any yarn and any of the 12 PATTERNS for cowls, hats, sweaters & more * Customize with over 85 STITCH PATTERNS * 700+ DESIGN POSSIBILITIES by Tabetha Hedrick

★★★★☆ 4.6 out of 5

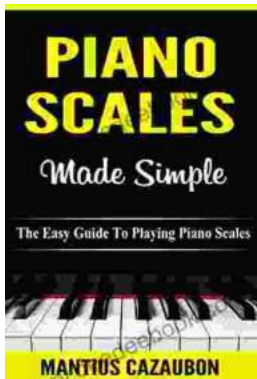
Language : English
File size : 33621 KB
Text-to-Speech : Enabled
Screen Reader : Supported
Enhanced typesetting : Enabled
Print length : 198 pages





Trekking the Breathtaking Scotland Coast to Coast Trail: A Comprehensive Guide to Britain's Epic Long Distance Trail

Lace up your boots and prepare for an unforgettable adventure as we delve into the captivating world of the Scotland Coast to Coast Trail. This...



The Easy Guide to Playing Piano Scales: Piano Lessons for Beginners to Advanced

Piano scales are an essential part of any pianist's repertoire. They help us to develop our finger dexterity, coordination, and musicality....