


The Ultimate Guide to Red-Eared Slider Care: An Owner's Manual for Happy and Healthy Turtles

Red-eared sliders are one of the most popular pet turtles, and for good reason. They are relatively easy to care for, they are very active and entertaining, and they can live for a long time. However, there are some specific care requirements that you need to be aware of in order to ensure your red-eared slider is healthy and happy.

This guide will provide you with all the information you need to know about red-eared slider care, including:



Red-Eared Slider Owners Manual : The Essential Guide For Beginners On The Care, Training, Grooming, Breeding, Health And More For Your Amazing Pet

★★★★★ 5 out of 5

Language : English
File size : 1027 KB
Text-to-Speech : Enabled
Screen Reader : Supported
Enhanced typesetting : Enabled
Print length : 19 pages
Lending : Enabled



* Housing * Diet * Lighting * Temperature * Water * Health *
Troubleshooting

Housing

Red-eared sliders need a large enclosure that is at least 10 gallons per turtle. The enclosure should be made of a non-porous material, such as glass or plastic, and it should have a secure lid. The enclosure should also have a basking area that is heated to 95-100 degrees Fahrenheit.

Diet

Red-eared sliders are omnivores, and they will eat a variety of foods, including:

* Insects * Worms * Fish * Vegetables * Fruits

It is important to feed your red-eared slider a balanced diet that includes all of these food groups.

Lighting

Red-eared sliders need both UVA and UVB lighting. UVA lighting helps to regulate their circadian rhythm, while UVB lighting helps them to absorb calcium. You should provide your red-eared slider with 12 hours of UVA and UVB lighting per day.

Temperature

Red-eared sliders are cold-blooded animals, which means that they rely on their environment to regulate their body temperature. The ideal temperature for a red-eared slider is 75-80 degrees Fahrenheit. The basking area should be heated to 95-100 degrees Fahrenheit.

Water

Red-eared sliders need access to clean, fresh water at all times. The water should be deep enough for them to swim in, and it should be changed regularly.

Health

Red-eared sliders are generally healthy animals, but they can be susceptible to a variety of health problems, including:

* Respiratory infections * Shell rot * Eye infections * Parasites

It is important to take your red-eared slider to the veterinarian for regular checkups to ensure that they are healthy.


Troubleshooting

If you are having problems with your red-eared slider, there are a few things that you can do:

* Check the water quality. Make sure that the water is clean and fresh, and that it is changed regularly. * Check the temperature. Make sure that the water temperature is 75-80 degrees Fahrenheit, and that the basking area is heated to 95-100 degrees Fahrenheit. * Check for signs of illness. If your red-eared slider is not eating, swimming, or basking, it may be sick. Take it to the veterinarian for a checkup.

Red-eared sliders are fascinating and rewarding pets. By providing them with the proper care, you can help them live a long and healthy life.


**Red-Eared Slider Owners Manual : The Essential Guide
For Beginners On The Care, Training, Grooming,**



Breeding, Health And More For Your Amazing Pet

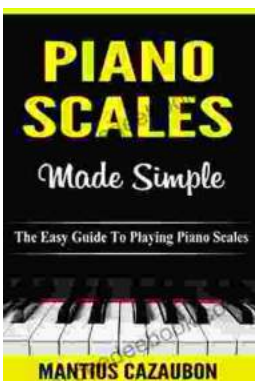
★★★★★ 5 out of 5

Language : English
File size : 1027 KB
Text-to-Speech : Enabled
Screen Reader : Supported
Enhanced typesetting : Enabled
Print length : 19 pages
Lending : Enabled



Trekking the Breathtaking Scotland Coast to Coast Trail: A Comprehensive Guide to Britain's Epic Long Distance Trail

Lace up your boots and prepare for an unforgettable adventure as we delve into the captivating world of the Scotland Coast to Coast Trail. This...



The Easy Guide to Playing Piano Scales: Piano Lessons for Beginners to Advanced

Piano scales are an essential part of any pianist's repertoire. They help us to develop our finger dexterity, coordination, and musicality...