


Songwriting Strategies for Musical Self-Expression and Creativity: A Comprehensive Guide

Songwriting is a powerful form of artistic expression that allows you to share your unique perspective, emotions, and experiences with the world. Whether you're a seasoned songwriter or just starting out, developing effective songwriting strategies can help you unleash your creativity and create meaningful and impactful music.



Songwriting: Strategies for Musical Self-Expression and Creativity by Daniel R. Tomal

★★★★☆ 4.3 out of 5

Language	: English
File size	: 17978 KB
Text-to-Speech	: Enabled
Screen Reader	: Supported
Enhanced typesetting	: Enabled
Word Wise	: Enabled
Print length	: 202 pages
Item Weight	: 15.1 ounces
Dimensions	: 5.59 x 1.69 x 7.72 inches



In this comprehensive guide, we will explore a wide range of songwriting strategies that can help you overcome writer's block, generate fresh ideas, and craft compelling songs that resonate with your audience. We will cover techniques for developing melodies, writing lyrics, arranging instruments, and much more.

1. Embrace Freewriting

Freewriting is a stream-of-consciousness writing technique that can help you break through creative blocks and generate a wealth of ideas. To practice freewriting, simply set a timer for 10-15 minutes and write whatever comes to mind, without judgment or censorship. Don't worry about grammar or structure; just focus on getting your thoughts and feelings onto the page.



Once you have a few minutes of freewriting, go back and review what you've written. Highlight any phrases or ideas that spark inspiration, and use them as starting points for developing songs.

2. Use a Songwriting Prompt

If you're struggling to come up with ideas, using a songwriting prompt can help you get started. Songwriting prompts can be anything from a specific topic or theme to a list of random words or images.



To use a songwriting prompt, simply choose a prompt that resonates with you and start writing. Don't be afraid to experiment with different approaches and perspectives. The goal is to generate as many ideas as possible, so don't worry about perfection.

3. Develop a Melody Idea

The melody is one of the most important elements of a song. It's the part that people will remember and sing along to. To develop a melody idea, start by humming or singing a simple tune. Once you have a basic melody, you can start to experiment with different variations and embellishments.



If you're not sure where to start, try using a scale or chord progression as a foundation. You can also experiment with different rhythms and time signatures.

4. Write Lyrics that Tell a Story

The lyrics of a song are just as important as the melody. They tell the story of the song and convey the songwriter's message. To write lyrics that tell a story, start by identifying the main idea or theme of the song. Then, develop a narrative that unfolds through the verses and chorus.



Use vivid imagery and descriptive language to paint a picture for the listener. And don't be afraid to use metaphors and similes to add depth and interest to your lyrics.

5. Arrange Instruments to Create a Unique Sound

The arrangement of instruments in a song can have a huge impact on its overall sound and feel. To create a unique and memorable sound, experiment with different combinations of instruments. You can use traditional instruments like guitar, bass, and drums, or you can incorporate more unusual instruments like synthesizers or ethnic instruments.



When arranging instruments, consider the following:

* The range of each instrument * The timbre of each instrument * The volume of each instrument * The panning of each instrument

6. Record Your Songs to Capture Your Inspiration

Once you have a song idea, it's important to record it as soon as possible. This will help you capture the inspiration of the moment and prevent you from losing your ideas. You don't need to have a professional recording studio to record your songs. You can use a simple digital recorder or even your phone.



Once you have recorded your song, listen back to it and identify any areas that need improvement. You may want to add additional instruments, change the arrangement, or rewrite some of the lyrics.

7. Share Your Songs with Others for Feedback

Once you have a song that you're happy with, share it with others for feedback. This can be a great way to get constructive criticism and identify areas where you can improve. Share your songs with friends, family members, or other musicians.




Be open to feedback, but don't be discouraged if not everyone likes your song. Remember, music is subjective, and what one person loves, another person may hate. The important thing is to share your music with the world and see what happens.

Songwriting is a complex and challenging but also rewarding endeavor. By developing effective songwriting strategies, you can overcome writer's block, generate fresh ideas, and craft compelling songs that resonate with

your audience. Use the strategies outlined in this article to unlock your creativity and express yourself through music.

Remember, there is no right or wrong way to write a song. The most important thing is to be yourself and let your creativity flow. With practice and perseverance, you will develop your own unique songwriting style and create music that is meaningful and impactful.




Songwriting: Strategies for Musical Self-Expression and Creativity by Daniel R. Tomal

★★★★☆ 4.3 out of 5

Language	: English
File size	: 17978 KB
Text-to-Speech	: Enabled
Screen Reader	: Supported
Enhanced typesetting	: Enabled
Word Wise	: Enabled
Print length	: 202 pages
Item Weight	: 15.1 ounces
Dimensions	: 5.59 x 1.69 x 7.72 inches

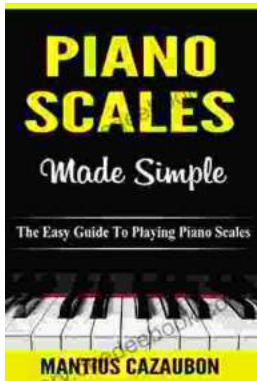
FREE

DOWNLOAD E-BOOK



Trekking the Breathtaking Scotland Coast to Coast Trail: A Comprehensive Guide to Britain's Epic Long Distance Trail

Lace up your boots and prepare for an unforgettable adventure as we delve into the captivating world of the Scotland Coast to Coast Trail. This...



The Easy Guide to Playing Piano Scales: Piano Lessons for Beginners to Advanced

Piano scales are an essential part of any pianist's repertoire. They help us to develop our finger dexterity, coordination, and musicality...