

# Practical Manual On Weaving Useful And Fancy Baskets

Basket weaving is a traditional craft that has been practiced for centuries. It is a versatile craft that can be used to create a variety of useful and decorative items. This manual will provide you with the basic skills you need to weave your own baskets.

The materials you will need for basket weaving include:

- **Reed:** Reed is a natural material that is used to make the warp (the vertical strands) of the basket. It is available in a variety of colors and thicknesses.
- **Rattan:** Rattan is a type of palm that is used to make the weft (the horizontal strands) of the basket. It is also available in a variety of colors and thicknesses.
- **Spokes:** Spokes are used to hold the warp strands in place. They can be made of wood, metal, or plastic.
- **Shuttle:** A shuttle is used to weave the weft strands through the warp strands. It can be made of wood, metal, or plastic.


There are a number of basic basket weaving techniques that you will need to master in order to weave your own baskets. These techniques include:

## Cane Basket Work: A Practical Manual on Weaving

**Useful and Fancy Baskets** by Francis Okumu

★★★★★ 5 out of 5

Language : English



File size : 3353 KB  
Text-to-Speech : Enabled  
Enhanced typesetting: Enabled  
Print length : 104 pages  
Screen Reader : Supported



- **Warping:** Warping is the process of attaching the warp strands to the spokes.
- **Wefting:** Wefting is the process of weaving the weft strands through the warp strands.
- **Binding:** Binding is the process of securing the weft strands in place.


There are a variety of weaving patterns that you can use to create your own baskets. Some of the most popular patterns include:

- **Plain weave:** Plain weave is the simplest weaving pattern. It is created by weaving the weft strands over and under the warp strands in a regular pattern.
- **Twilled weave:** Twilled weave is a more complex weaving pattern that creates a diagonal pattern. It is created by weaving the weft strands over and under two or more warp strands at a time.
- **Herringbone weave:** Herringbone weave is a variation of twilled weave that creates a zigzag pattern. It is created by weaving the weft strands over and under three or more warp strands at a time.

Once you have woven your basket, you can add finishing touches to give it a unique look. Some of the most popular finishing touches include:

- **Staining:** Staining can be used to change the color of your basket.
- **Painting:** Painting can be used to add designs or patterns to your basket.
- **Decorating:** You can decorate your basket with a variety of materials, such as beads, ribbons, or fabric.

Basket weaving is a fun and rewarding craft that can be used to create a variety of beautiful and useful items. This manual has provided you with the basic skills you need to get started. With a little practice, you will be able to weave your own baskets in no time.



## Cane Basket Work: A Practical Manual on Weaving Useful and Fancy Baskets

by Francis Okumu


★★★★★ 5 out of 5

Language : English  
File size : 3353 KB  
Text-to-Speech : Enabled  
Enhanced typesetting : Enabled  
Print length : 104 pages  
Screen Reader : Supported

FREE

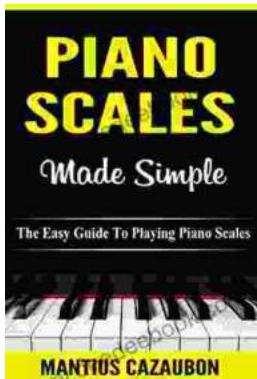
DOWNLOAD E-BOOK





## Trekking the Breathtaking Scotland Coast to Coast Trail: A Comprehensive Guide to Britain's Epic Long Distance Trail

Lace up your boots and prepare for an unforgettable adventure as we delve into the captivating world of the Scotland Coast to Coast Trail. This...



## The Easy Guide to Playing Piano Scales: Piano Lessons for Beginners to Advanced

Piano scales are an essential part of any pianist's repertoire. They help us to develop our finger dexterity, coordination, and musicality....