


Mastering the Alphabet: A Comprehensive Guide to Handwriting Letter Tracing

Handwriting is an essential skill that children need to master in order to succeed in school and beyond. Tracing letters is a key part of learning how to write, and it can help children to develop their fine motor skills, hand-eye coordination, and letter recognition.



A-Z Handwriting : Alphabet Letter Tracing by Pie Corbett

★★★★★ 5 out of 5

Language	: English
File size	: 9320 KB
Text-to-Speech	: Enabled
Screen Reader	: Supported
Enhanced typesetting	: Enabled
Print length	: 80 pages
Lending	: Enabled



Why is Letter Tracing Important?

There are many reasons why letter tracing is important for children. Some of the benefits of letter tracing include:

1. **Improved fine motor skills.** Tracing letters helps children to develop the fine motor skills they need to control a pencil or pen. These skills are essential for writing, drawing, and other everyday tasks.
2. **Enhanced hand-eye coordination.** Tracing letters helps children to develop their hand-eye coordination, which is the ability to coordinate

the movement of their eyes and hands. This skill is important for many activities, such as writing, reading, and playing sports.

3. **Improved letter recognition.** Tracing letters helps children to learn the shapes of letters and to associate them with the corresponding sounds. This knowledge is essential for reading and writing.
4. **Increased writing fluency.** Tracing letters helps children to practice the movements they need to write letters. This practice can help them to write more quickly and fluently.

How to Teach Letter Tracing

There are many different ways to teach letter tracing. Some popular methods include:

1. **Using tracing books.** Tracing books are a great way for children to practice letter tracing. These books typically contain pages of letters that children can trace with their fingers or a pencil.
2. **Using worksheets.** Worksheets are another great way for children to practice letter tracing. Worksheets typically contain a variety of tracing exercises, such as tracing individual letters, tracing words, and tracing sentences.
3. **Using sand or salt trays.** Sand or salt trays are a fun and tactile way for children to practice letter tracing. Children can use their fingers to trace letters in the sand or salt.
4. **Using shaving cream.** Shaving cream is another fun and tactile way for children to practice letter tracing. Children can use their fingers to trace letters in the shaving cream.

Tips for Teaching Letter Tracing


Here are a few tips for teaching letter tracing:

1. **Start with simple letters.** Start by teaching children to trace simple letters, such as the letters O, C, and I. Once they have mastered these letters, you can gradually move on to more complex letters.
2. **Use a variety of methods.** Use a variety of methods to teach letter tracing, such as tracing books, worksheets, sand or salt trays, and shaving cream. This will help to keep children engaged and motivated.
3. **Make it fun.** Make letter tracing fun by using colorful materials and by giving children positive reinforcement. For example, you can praise children for their efforts or give them a small prize for completing a tracing activity.
4. **Be patient.** Learning to trace letters takes time and practice. Be patient with children and don't get discouraged if they make mistakes. Just keep practicing and they will eventually master this skill.

Letter tracing is an essential skill that children need to master in order to succeed in school and beyond. By following these tips, you can help your child to learn this important skill.


Additional Resources

- Letter Tracing Worksheets
- Handwriting Worksheets
- How to Teach Letter Tracing



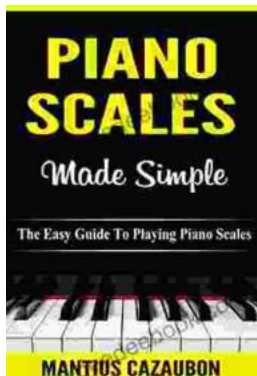
★★★★★ 5 out of 5

Language : English
File size : 9320 KB
Text-to-Speech : Enabled
Screen Reader : Supported
Enhanced typesetting : Enabled
Print length : 80 pages
Lending : Enabled



Trekking the Breathtaking Scotland Coast to Coast Trail: A Comprehensive Guide to Britain's Epic Long Distance Trail

Lace up your boots and prepare for an unforgettable adventure as we delve into the captivating world of the Scotland Coast to Coast Trail. This...



The Easy Guide to Playing Piano Scales: Piano Lessons for Beginners to Advanced

Piano scales are an essential part of any pianist's repertoire. They help us to develop our finger dexterity, coordination, and musicality...