


Learn Everything You Need to Know About Writing an Essay in One Day for Undergraduates of All Universities

Are you an undergraduate student who is struggling to write essays? Do you feel overwhelmed by the thought of having to write a long, complex essay in just one day? If so, then you are not alone. Many students feel the same way. But don't worry, there is hope! In this article, we will provide you with a step-by-step guide on how to write an essay in one day.

Step 1: Understand the Assignment





LEARN LAPLACE TRANSFORMATION IN ONE DAY: FOR UNDERGRADUATES OF ALL UNIVERSITIES

(Learn In One Day) by Dr. Binayak Sahu

★★★★☆ 4.5 out of 5

Language : English

File size : 7552 KB

Screen Reader: Supported

Print length : 272 pages

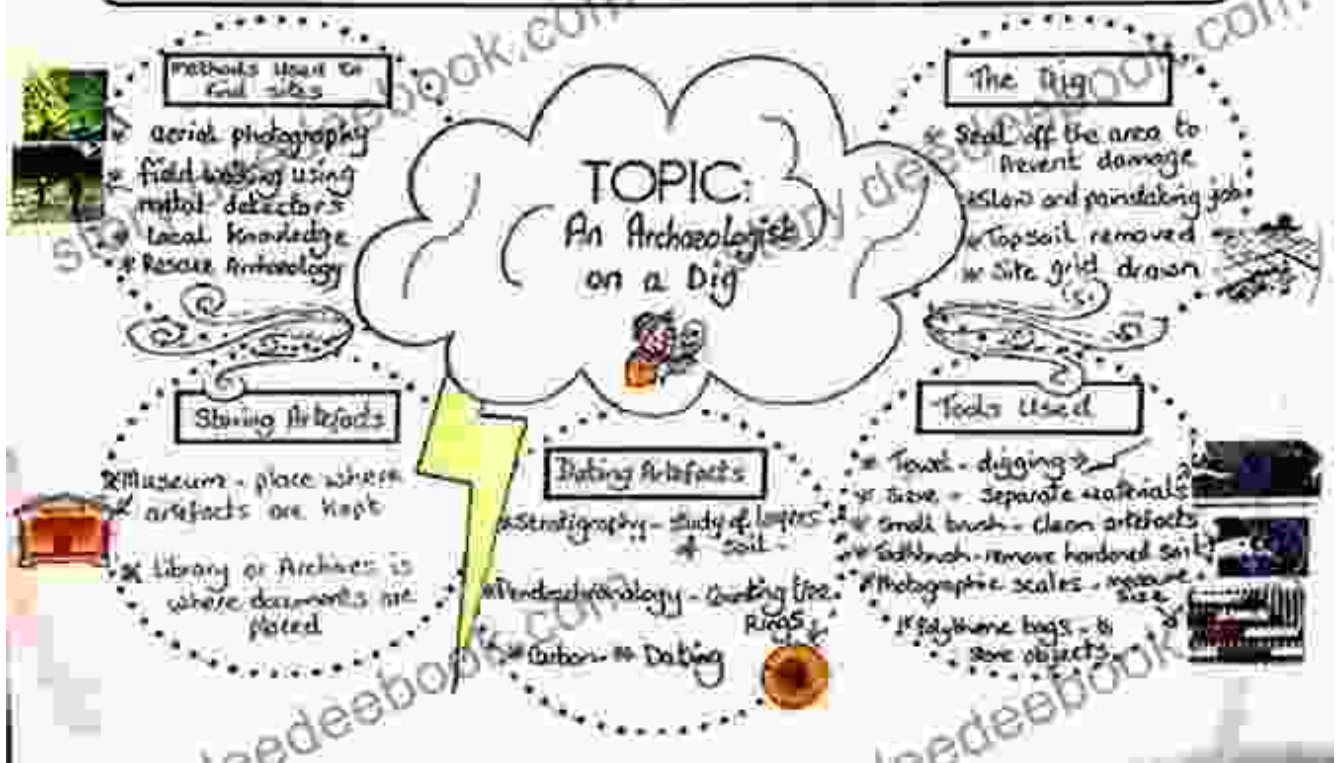
Lending : Enabled



The first step to writing an essay in one day is to understand the assignment. This means reading the instructions carefully and making sure that you understand what is expected of you. What is the topic of the essay? How long should it be? What format should it be in? Once you have a clear understanding of the assignment, you can start to plan your essay.

Step 2: Brainstorm and Outline Your Essay

Brainstorm



Brainstorming and outlining your essay will help you to organize your thoughts and ideas.

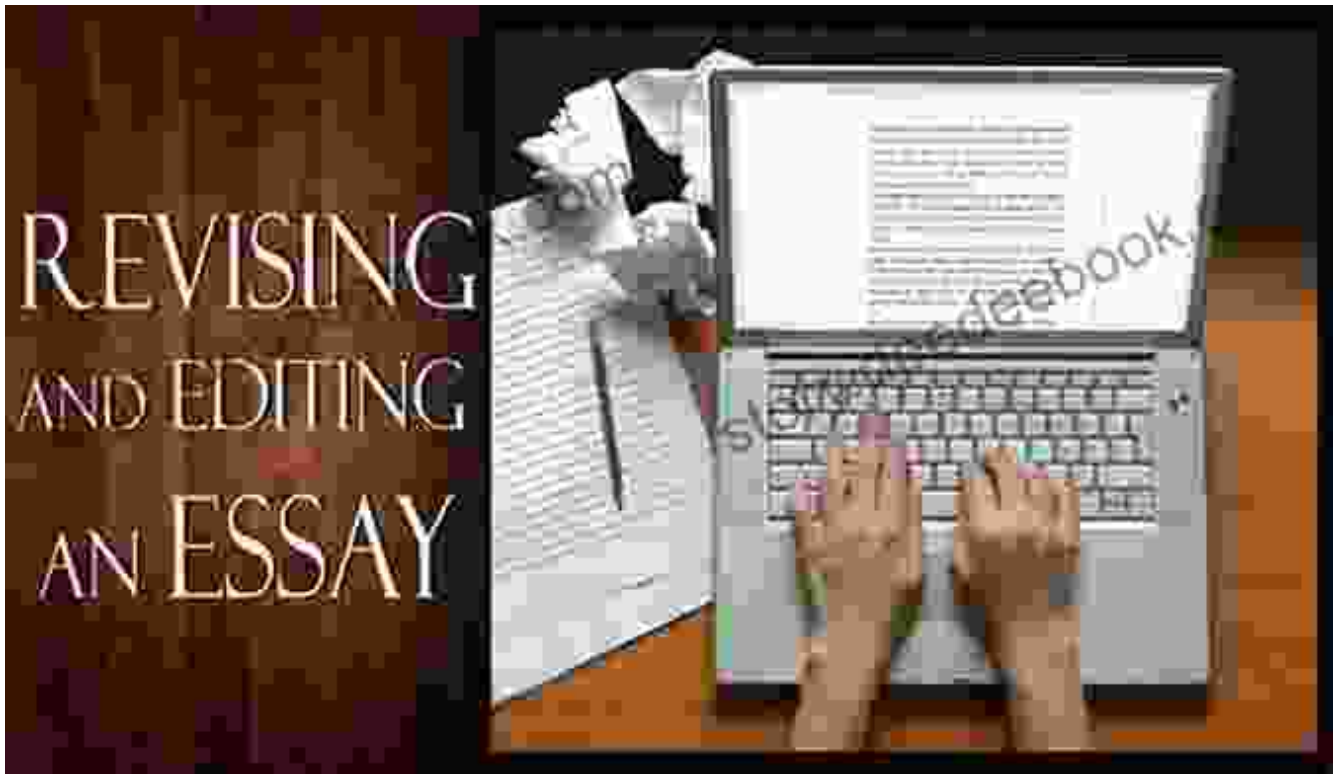
Once you have a clear understanding of the assignment, you can start to brainstorm and outline your essay. This will help you to organize your thoughts and ideas. Start by coming up with a thesis statement. This is the main argument of your essay. Once you have a thesis statement, you can start to develop your supporting points. These are the points that you will use to support your thesis statement.

Step 3: Write Your First Draft



Once you have a thesis statement and supporting points, you can start writing your first draft. Don't worry about making it perfect at this stage. Just get your ideas down on paper. You can always revise and edit your essay later.


Step 4: Revise and Edit Your Essay



Once you have a first draft, it is important to revise and edit your essay.


Once you have a first draft, it is important to revise and edit your essay. This means checking for errors in grammar, spelling, and punctuation. You should also make sure that your essay is well-organized and easy to read.

Step 5: Proofread Your Essay



The final step in the writing process is to proofread your essay. This means reading your essay carefully to catch any remaining errors. You should also ask a friend or family member to proofread your essay for you.

Writing an essay in one day is not an easy task, but it is possible. By following the steps outlined in this article, you can write an essay that is well-organized, well-written, and error-free.



LEARN LAPLACE TRANSFORMATION IN ONE DAY: FOR UNDERGRADUATES OF ALL UNIVERSITIES

(Learn In One Day) by Dr. Binayak Sahu

★★★★☆ 4.5 out of 5

Language : English

File size : 7552 KB


Screen Reader : Supported

Print length : 272 pages

Lending : Enabled

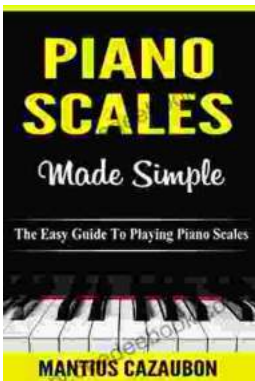
FREE

DOWNLOAD E-BOOK



Trekking the Breathtaking Scotland Coast to Coast Trail: A Comprehensive Guide to Britain's Epic Long Distance Trail

Lace up your boots and prepare for an unforgettable adventure as we delve into the captivating world of the Scotland Coast to Coast Trail. This...



The Easy Guide to Playing Piano Scales: Piano Lessons for Beginners to Advanced

Piano scales are an essential part of any pianist's repertoire. They help us to develop our finger dexterity, coordination, and musicality...