


# Free Improvisation Practical Guide: A Comprehensive Guide to the Art of Spontaneous Music Making

Free improvisation is a form of music making that is characterized by the absence of pre-composed material. Instead, musicians create music spontaneously in the moment, often using improvisation techniques such as listening, responding, and interacting with each other. This can be a challenging but rewarding way to make music, and it can lead to some truly unique and beautiful results.



## Free Improvisation: A Practical Guide

★★★★☆ 4.3 out of 5

Language	: English
File size	: 1419 KB
Text-to-Speech	: Enabled
Screen Reader	: Supported
Enhanced typesetting	: Enabled
Word Wise	: Enabled
Print length	: 101 pages
Lending	: Enabled



## Getting Started

If you're interested in trying free improvisation, there are a few things you can do to get started.

1. **Find a group of musicians to play with.** This can be friends, family, or fellow musicians who are interested in improvisation.

2. **Choose a time and place to practice.** It's important to find a time and place where you can be creative and spontaneous.
3. **Start by simply listening to each other.** This will help you to get a sense of the other musicians' playing styles and to develop a sense of rapport.
4. **Once you're comfortable listening to each other, start to experiment with different ways of interacting.** You can try responding to each other's playing, or you can try creating your own musical ideas.

### **Tips for Practicing Free Improvisation**

Here are a few tips to help you practice free improvisation:

- **Be patient.** It takes time to develop the skills necessary for free improvisation.
- **Don't be afraid to make mistakes.** Mistakes are a natural part of the learning process.
- **Listen to other improvisers.** This will help you to learn new techniques and to develop your own personal style.
- **Record your improvisations.** This can be a great way to track your progress and to learn from your mistakes.

### **Tips for Performing Free Improvisation**

Here are a few tips to help you perform free improvisation:

1. **Be prepared to take risks.** Free improvisation is all about taking risks and being spontaneous.

2. **Be aware of your surroundings.** The environment can play a big role in your improvisation.
3. **Listen to your fellow musicians.** This will help you to stay in sync with the music.
4. **Don't be afraid to make mistakes.** Mistakes are a natural part of the performance process.

## Finding Other Musicians to Play With

If you're looking for other musicians to play free improvisation with, there are a few things you can do.

- **Attend local music events.** This is a great way to meet other musicians who are interested in improvisation.
- **Join a local improvisation group.** This is a great way to connect with other improvisers and to learn from more experienced musicians.
- **Post online.** There are a number of online forums and message boards where you can connect with other improvisers.

Free improvisation is a challenging but rewarding way to make music. It can be a great way to express yourself creatively, to connect with other musicians, and to create something truly unique. If you're interested in trying free improvisation, don't be afraid to give it a try. You might just surprise yourself.


### Free Improvisation: A Practical Guide

★★★★★ 4.3 out of 5


Language : English

File size : 1419 KB

Text-to-Speech : Enabled

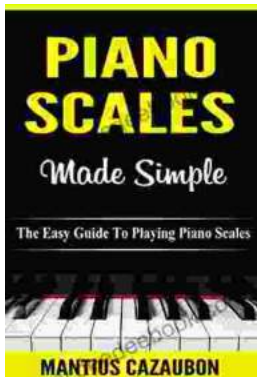


Screen Reader : Supported  
Enhanced typesetting : Enabled  
Word Wise : Enabled  
Print length : 101 pages  
Lending : Enabled



## Trekking the Breathtaking Scotland Coast to Coast Trail: A Comprehensive Guide to Britain's Epic Long Distance Trail

Lace up your boots and prepare for an unforgettable adventure as we delve into the captivating world of the Scotland Coast to Coast Trail. This...



## The Easy Guide to Playing Piano Scales: Piano Lessons for Beginners to Advanced

Piano scales are an essential part of any pianist's repertoire. They help us to develop our finger dexterity, coordination, and musicality...