


Crochet Guide: Unravel the Art of Creating Enchanting Bags

In the realm of fiber arts, where creativity weaves its magic, crochet stands out as an intricate and versatile technique. Its ability to transform simple yarn into captivating creations has captivated crafters for centuries. Among the myriad of crochet projects, bags emerge as a fusion of functionality and aesthetics, offering endless possibilities for self-expression and personal style.

Conjuring a Kaleidoscope of Crochet Bags

The world of crochet bags is a vibrant tapestry, adorned with an array of shapes, sizes, and designs. From petite clutches to capacious totes, each bag embodies a unique character, catering to diverse needs and preferences.



Beautiful Bags Crochet Guide: Crochet Bag Patterns: Bag Crochet Ideas by Karina Wilde

★★★★☆ 4 out of 5

Language : English
File size : 16548 KB
Text-to-Speech : Enabled
Screen Reader : Supported
Enhanced typesetting : Enabled
Print length : 56 pages
Lending : Enabled



Clutches: The Epitome of Elegance



Clutches, the epitome of sophistication, exude an air of grace and refinement. Their compact size makes them perfect for evenings out or special occasions, allowing you to carry your essentials in style.

Totes: Spacious and Practical



Totes, the workhorses of the crochet bag world, offer unparalleled practicality. Their generous dimensions accommodate everyday necessities, from laptops to groceries, making them ideal for daily use.

Tote-Clutches: The Perfect Hybrid



Tote-clutches ingeniously blend the charm of a tote with the elegance of a clutch. Their convertible design allows for effortless transitions between spacious storage and a chic, compact accessory.

Bucket Bags: The Allure of a Timeless Silhouette



Bucket bags exude a whimsical and carefree spirit. Their cylindrical shape and drawstring closure create a unique silhouette that adds a touch of playfulness to any outfit.

Satchels: A Nod to Vintage Glamour



Satchels evoke a sense of vintage charm and sophistication. Their structured design and secure closures make them ideal for carrying important documents or valuables.

Yarn: The Foundation of Crochet Magic

In the realm of crochet, the choice of yarn plays a pivotal role in shaping the character of your bag. Each fiber type possesses distinct qualities that influence the texture, durability, and overall aesthetic.

Cotton: The Versatile Choice

Cotton, a timeless fiber, offers breathability, absorbency, and a soft touch. Its versatility makes it suitable for a wide range of crochet projects, from airy summer totes to cozy winter bags.

Wool: Warmth and Durability

Wool, a natural insulator, provides warmth and durability. Its natural crimp adds resilience and texture to crochet bags, making them perfect for colder climates or everyday use.

Acrylic: A Budget-Friendly Option

Acrylic, a synthetic fiber, offers a budget-friendly alternative to natural fibers. Its soft texture and vibrant colors make it a popular choice for beginners and avid crocheters alike.

Blends: A Tapestry of Textures

Yarn blends combine the qualities of different fibers, creating a harmonious balance of properties. Blends can enhance strength, durability, and aesthetic versatility.

Crochet Stitches: The Building Blocks of Bag Beauty

Crochet stitches, like individual brushstrokes, form the intricate tapestry of your bag. Their interplay creates texture, pattern, and a unique visual language.

Single Crochet: The Basic Building Block

Single crochet, the building block of crochet, forms a dense and durable fabric. Its simplicity makes it suitable for beginners and experienced crocheters alike.

Half Double Crochet: A Touch of Frill

Half double crochet introduces a bit of height and frill to your bag. Its taller stitches add texture and visual interest, creating a more delicate aesthetic.

Double Crochet: Openwork Elegance

Double crochet, with its airy loops, creates a lightweight and openwork fabric. Its versatility allows for intricate lacework or simple, yet elegant designs.

Treble Crochet: Height and Dimension

Treble crochet, the tallest of the common crochet stitches, imparts height and dimension to your bag. Its dramatic loops add texture and a touch of grandeur.

Cluster Stitches: A Playful Punch

Cluster stitches combine multiple stitches into a single unit, creating a bold and playful effect. Their irregular structure adds a touch of whimsy to any crochet bag.

Patterns: A Blueprint for Crochet Masterpieces

Patterns provide a roadmap for creating beautiful crochet bags, guiding you through the process with written instructions and detailed diagrams.

Free Patterns: A Treasure Trove of Inspiration

The vast world of crochet patterns offers a rich collection of free patterns, available online and in print publications. These freebies provide a gateway to diverse bag designs and inspiration.

Paid Patterns: Detailed Guidance and Exclusive Designs

Paid patterns offer comprehensive instructions, intricate designs, and step-by-step tutorials. They provide a more detailed guide for creating unique and professional-looking bags.

Choosing the Right Pattern: A Journey of Discovery

Selecting the right pattern is akin to choosing a culinary recipe. Consider your skill level, the desired bag size and shape, and the yarn you intend to use. Experiment with different patterns to find the perfect match for your creative vision.

Tips for Crochet Bag Excellence

Embarking on a crochet bag-making journey requires a blend of technique and inspiration. Here are a few tips to elevate your crochet artistry:

Swatches: A Preview of Perfection

Before embarking on your bag project, create a swatch. This small sample will allow you to experiment with different stitches, yarn combinations, and tension, ensuring a satisfactory outcome.

Gauge: The Key to Dimensional Precision

Gauge refers to the consistency of your stitches. Maintaining the correct gauge ensures that your bag will match the dimensions specified in the

pattern.

Tension: A Dance of Fingers and Yarn

Tension, the tightness or looseness of your stitches, plays a crucial role in the overall look and feel of your bag. Practice achieving an even tension throughout your project.

Blocking: The Final Touch of Refinement

Blocking, the process of gently shaping and drying your finished bag, helps set the stitches and enhance the overall appearance. It transforms your creation from a crocheted structure to a polished masterpiece.

Crochet bags are a testament to the versatility and allure of this timeless craft. Whether you seek a sophisticated clutch, a spacious tote, or a playful bucket bag, the world of crochet offers a boundless realm of inspiration and creative expression. By mastering the art of crochet stitches, understanding yarn properties, and following patterns, you can embark on a captivating journey of creating beautiful bags that reflect your personal style and bring joy to your life.




Beautiful Bags Crochet Guide: Crochet Bag Patterns: Bag Crochet Ideas by Karina Wilde

★★★★☆ 4 out of 5

Language : English
File size : 16548 KB
Text-to-Speech : Enabled
Screen Reader : Supported
Enhanced typesetting : Enabled
Print length : 56 pages
Lending : Enabled

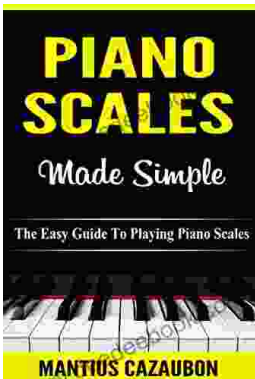
FREE

DOWNLOAD E-BOOK



Trekking the Breathtaking Scotland Coast to Coast Trail: A Comprehensive Guide to Britain's Epic Long Distance Trail

Lace up your boots and prepare for an unforgettable adventure as we delve into the captivating world of the Scotland Coast to Coast Trail. This...



The Easy Guide to Playing Piano Scales: Piano Lessons for Beginners to Advanced

Piano scales are an essential part of any pianist's repertoire. They help us to develop our finger dexterity, coordination, and musicality...