

Beginning and Intermediate Guide to Trumpet Playing: A Comprehensive Exploration

Embarking on the journey of playing the trumpet can be an exciting and rewarding endeavor. Whether you're an aspiring beginner or an intermediate player looking to refine your skills, this comprehensive guide will provide you with a solid foundation and equip you with the necessary knowledge and techniques to excel in this captivating instrument.

Understanding the Trumpet

The trumpet is a brass instrument characterized by its vibrant and distinctive sound. Its conical bore and flared bell contribute to its rich, resonating tone. Trumpets are typically made of brass or silver and come in various keys, with the most common being Bb (B-flat).



Buzz to Brilliance: A Beginning and Intermediate Guide to Trumpet Playing by Catherine Jacobs

★★★★☆ 4.6 out of 5

Language	: English
File size	: 16695 KB
Text-to-Speech	: Enabled
Enhanced typesetting	: Enabled
Word Wise	: Enabled
Print length	: 312 pages
Lending	: Enabled
Screen Reader	: Supported

FREE

DOWNLOAD E-BOOK



The basic components of a trumpet include the mouthpiece, leadpipe, valves, bell, and tubing. Each part plays a crucial role in producing the instrument's sound and articulation. Understanding the anatomy of the trumpet is essential for aspiring players.

Embouchure and Breathing

Embouchure refers to the precise positioning of the lips, teeth, and tongue on the mouthpiece. It is fundamental for producing a clear and focused sound. Beginners should strive to develop a firm yet relaxed embouchure, avoiding excessive pressure that can hinder proper airflow.

Breathing is equally important. Proper inhalation and exhalation techniques provide the necessary airflow for producing sound. Deep abdominal breathing allows for greater breath capacity and control, enabling sustained playing and enhanced musical expression.

Basic Fingerings and Scales

The trumpet's three valves extend the instrument's range, allowing for the production of different notes. Beginner trumpeters should familiarize themselves with the basic fingerings for the various notes, ensuring accuracy and consistency.

Scales provide the foundation for musical development. Practicing scales improves finger coordination, intonation, and overall technical prowess. The major and minor scales are essential for trumpet players to master.

Articulation and Dynamics

Articulation refers to the way in which notes are started and stopped. The various articulation techniques employed by trumpet players include

tonguing, slurs, and staccato. By practicing different articulations, players can add nuance and expression to their playing.

Dynamics encompass the range of volume and intensity in musical performance. Dynamics can be expressed through variations in air pressure, embouchure adjustments, and the use of mutes. Understanding and mastering dynamics allows players to convey emotions and create musical depth.

Intermediate Trumpet Techniques


As intermediate trumpeters progress in their musical journey, they encounter more advanced techniques that enhance their playing abilities.

- **Vibrato:** Vibrato is a slight oscillation in pitch that adds depth and expressiveness to the sound. Trumpet players can develop vibrato by practicing controlled diaphragm movements.
- **Trills:** Trills involve rapidly alternating between two adjacent notes, creating a shimmering effect. Achieving precise and even trills requires coordination and finger dexterity.
- **High Range Extension:** Intermediate players can extend their range into the upper register by strengthening their embouchure and improving breath control. Proper technique and consistent practice are crucial for developing this skill.
- **Improvisation:** Improvisation is the art of creating music spontaneously. Trumpet players can develop their improvisational abilities by exploring scales, chord progressions, and rhythmic patterns.

The journey of playing the trumpet is a continuous pursuit of knowledge, skill development, and musical expression. By understanding the fundamentals, mastering basic fingerings and scales, and embracing advanced techniques, trumpet players can unlock their full potential and enjoy the boundless possibilities that this captivating instrument has to offer.

Dedicate yourself to consistent practice, seek guidance from knowledgeable teachers, and immerse yourself in the rich world of trumpet music. With determination and passion, you will undoubtedly achieve success and derive immense joy from the transformative power of the trumpet.





Buzz to Brilliance: A Beginning and Intermediate Guide to Trumpet Playing by Catherine Jacobs


★★★★☆ 4.6 out of 5

Language	: English
File size	: 16695 KB
Text-to-Speech	: Enabled
Enhanced typesetting	: Enabled
Word Wise	: Enabled
Print length	: 312 pages
Lending	: Enabled
Screen Reader	: Supported

FREE

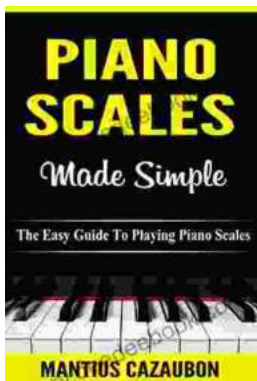
DOWNLOAD E-BOOK





Trekking the Breathtaking Scotland Coast to Coast Trail: A Comprehensive Guide to Britain's Epic Long Distance Trail

Lace up your boots and prepare for an unforgettable adventure as we delve into the captivating world of the Scotland Coast to Coast Trail. This...



The Easy Guide to Playing Piano Scales: Piano Lessons for Beginners to Advanced

Piano scales are an essential part of any pianist's repertoire. They help us to develop our finger dexterity, coordination, and musicality...