

Ballroom Dance Etiquette: A Comprehensive Guide to Navigating the Social Dance Floor

Ballroom dance is a beautiful and social form of dance that can be enjoyed by people of all ages and skill levels. However, it is important to remember that ballroom dance is also a social activity, and as such, there are certain rules of etiquette that should be followed in order to ensure that everyone has a safe and enjoyable experience.



BALLROOM DANCE ETIQUETTE: "Ballroom Dance Etiquette" is a set of guidelines that help us navigate the social dimensions of dancing. by Jane Avril

★★★★☆ 4 out of 5

Language : English
File size : 573 KB
Text-to-Speech : Enabled
Screen Reader : Supported
Enhanced typesetting: Enabled
Word Wise : Enabled
Print length : 62 pages
Lending : Enabled



Here is a comprehensive guide to ballroom dance etiquette:

Before the Dance

- **Arrive on time.** It is important to arrive on time for your dance lesson or social dance event. This shows respect for your partner and the

other dancers, and it also ensures that you don't miss any of the instruction or dancing.

- **Dress appropriately.** Ballroom dance is a formal activity, so it is important to dress appropriately. For men, this means wearing a tuxedo or dark suit. For women, this means wearing a floor-length gown or a formal dress.
- **Be respectful of your partner.** Ballroom dance is a partner dance, so it is important to be respectful of your partner. This means being polite and considerate, and it also means following their lead.

On the Dance Floor


- **Follow the traffic pattern.** Ballroom dance is a social dance, so it is important to follow the traffic pattern on the dance floor. This means staying to the right and passing other dancers on the left.
- **Be aware of your surroundings.** Ballroom dance is a crowded activity, so it is important to be aware of your surroundings. This means being aware of other dancers, and it also means being aware of the walls and other obstacles.
- **Don't cut in.** Cutting in is a rude and disrespectful thing to do. If you want to dance with someone, wait until they are finished dancing or ask them to dance.
- **Don't hog the dance floor.** Ballroom dance is a social activity, so it is important to share the dance floor with other dancers. Don't stay in the same spot for too long, and don't dance too close to other dancers.
- **Be respectful of the music.** Ballroom dance is a musical activity, so it is important to be respectful of the music. Don't talk or shout over the

music, and don't dance to music that is too loud or too fast.

After the Dance

- **Thank your partner.** After you have finished dancing, it is important to thank your partner. This shows your appreciation for their time and effort, and it also helps to create a positive atmosphere on the dance floor.
- **Leave the dance floor promptly.** Once you have finished dancing, it is important to leave the dance floor promptly. This helps to keep the dance floor clear and it also allows other dancers to have a chance to dance.
- **Be respectful of the other dancers.** Ballroom dance is a social activity, so it is important to be respectful of the other dancers. This means being polite and considerate, and it also means following the rules of etiquette.

By following these simple rules of etiquette, you can help to ensure that everyone has a safe and enjoyable experience on the ballroom dance floor.




BALLROOM DANCE ETIQUETTE: "Ballroom Dance Etiquette" is a set of guidelines that help us navigate the social dimensions of dancing. by Jane Avril

★★★★☆ 4 out of 5

Language : English
File size : 573 KB
Text-to-Speech : Enabled
Screen Reader : Supported
Enhanced typesetting : Enabled
Word Wise : Enabled
Print length : 62 pages
Lending : Enabled

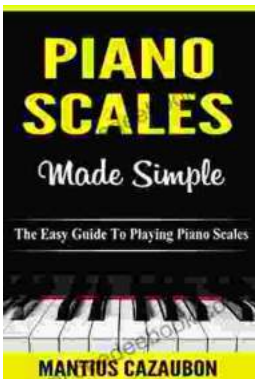
FREE

DOWNLOAD E-BOOK



Trekking the Breathtaking Scotland Coast to Coast Trail: A Comprehensive Guide to Britain's Epic Long Distance Trail

Lace up your boots and prepare for an unforgettable adventure as we delve into the captivating world of the Scotland Coast to Coast Trail. This...



The Easy Guide to Playing Piano Scales: Piano Lessons for Beginners to Advanced

Piano scales are an essential part of any pianist's repertoire. They help us to develop our finger dexterity, coordination, and musicality...