


# Aruba Flag Afghan Crochet Pattern



## Aruba Flag Afghan I Crochet Pattern (Crochet Accessories) by Mamta Motiyani

★★★★★ 5 out of 5

Language : English  
File size : 2717 KB  
Text-to-Speech : Enabled  
Enhanced typesetting : Enabled  
Print length : 23 pages  
Lending : Enabled  
Screen Reader : Supported



## A Step-by-Step Guide to Creating a Unique and Colorful Throw

Immerse yourself in the vibrant colors and captivating history of Aruba with this stunning Aruba flag afghan crochet pattern. This afghan is a true work of art, featuring the bright blue, yellow, and red stripes of the Aruban flag, along with intricate white stars and a bold black border. Whether you're a seasoned crocheter or just starting out, this easy-to-follow pattern will guide you through each step of the process, allowing you to create a beautiful and meaningful heirloom piece.

### Materials:

- worsted weight yarn in blue, yellow, red, white, and black
- crochet hook size H (5mm)
- tapestry needle

- scissors

### **Abbreviations:**

- ch: chain
- sc: single crochet
- dc: double crochet
- st: stitch

### **Pattern:**

#### **Foundation Row:**

1. Ch 103.

#### **Blue Stripes:**

2. Row 1: Sc in each st across (103 sc).
3. Row 2-11: Repeat Row 1.

#### **White Stripe:**

12. Row 12: Sc in white in each st across (103 sc).

#### **Yellow Stripe:**

13. Row 13: Sc in yellow in each st across (103 sc).
14. Row 14-23: Repeat Row 13.

#### **Red Stripe:**

24. Row 24: Sc in red in each st across (103 sc).

25. Row 25-34: Repeat Row 24.

### **Stars:**

35. Row 35: Ch 4, \*skip 2 sts, dc, ch 2, dc in next st, repeat from \* across (51 stars).

### **Black Border:**

36. Row 36: Sc in black around the entire afghan, working 3 sc in each corner (312 sc).

37. Row 37-41: Repeat Row 36.

### **Finishing:**

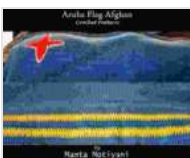
42. Weave in all loose ends.

43. Block the afghan to give it a smooth and professional finish.

:

Congratulations! You have now completed your very own Aruba flag afghan. This beautiful and meaningful piece is sure to become a cherished family heirloom, passed down through generations. Display it with pride in your home or gift it to a loved one who cherishes the spirit of Aruba.


Whether you're a seasoned crocheter or a beginner just starting out, this pattern is accessible and enjoyable for all skill levels. So grab your hook and yarn, and let the vibrant colors of Aruba inspire you to create something truly special.



## **Aruba Flag Afghan I Crochet Pattern (Crochet Accessories)** by Mamta Motiyani

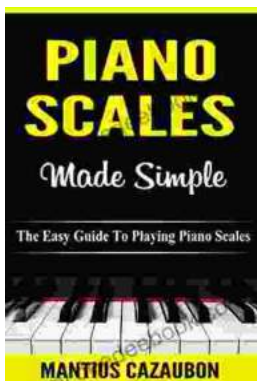
★★★★★ 5 out of 5

Language : English  
File size : 2717 KB  
Text-to-Speech : Enabled  
Enhanced typesetting : Enabled  
Print length : 23 pages  
Lending : Enabled  
Screen Reader : Supported



## Trekking the Breathtaking Scotland Coast to Coast Trail: A Comprehensive Guide to Britain's Epic Long Distance Trail

Lace up your boots and prepare for an unforgettable adventure as we delve into the captivating world of the Scotland Coast to Coast Trail. This...



## The Easy Guide to Playing Piano Scales: Piano Lessons for Beginners to Advanced

Piano scales are an essential part of any pianist's repertoire. They help us to develop our finger dexterity, coordination, and musicality...