


20 Crewel Embroidery Designs To Stitch With Wool

###

Crewel embroidery is a beautiful and versatile form of needlework that can be used to create a wide variety of projects, from tapestries to clothing to accessories. Crewel wool is a great choice for this type of embroidery because it is soft, durable, and comes in a wide range of colors. In this blog post, we will share 20 crewel embroidery designs that you can stitch with wool.



Big Embroidery: 20 Crewel Embroidery Designs to Stitch with Wool by Vicki Becker

★★★★★ 5 out of 5

Language : English
File size : 68389 KB
Text-to-Speech : Enabled
Enhanced typesetting : Enabled
Print length : 202 pages
Lending : Enabled
Screen Reader : Supported



1. **Floral Crewel Embroidery Designs:** Floral designs are a popular choice for crewel embroidery, and they can be stitched in a variety of styles. Some popular floral designs include roses, lilies, sunflowers, and daisies. You can find many free floral crewel embroidery patterns online, or you can create your own designs.

2. **Animal Crewel Embroidery Designs:** Animal designs are another popular choice for crewel embroidery, and they can be stitched in a realistic or stylized manner. Some popular animal designs include dogs, cats, horses, and birds. You can find many free animal crewel embroidery patterns online, or you can create your own designs.
3. **Geometric Crewel Embroidery Designs:** Geometric designs are a great choice for crewel embroidery because they are easy to stitch and can be used to create a variety of different looks. Some popular geometric designs include stripes, checks, and plaids. You can find many free geometric crewel embroidery patterns online, or you can create your own designs.
4. **Holiday Crewel Embroidery Designs:** Holiday designs are a great way to add a festive touch to your home décor. Some popular holiday designs include Christmas trees, snowmen, reindeer, and Santa Claus. You can find many free holiday crewel embroidery patterns online, or you can create your own designs.
5. **Personalized Crewel Embroidery Designs:** Personalized designs are a great way to add a personal touch to your crewel embroidery projects. You can stitch your name, initials, or a special date on your projects. You can also stitch designs that are meaningful to you, such as your favorite flower or animal.

Here are some tips for stitching crewel embroidery with wool:

1. **Choose the right fabric:** Crewel embroidery can be stitched on a variety of fabrics, but linen and cotton are the most popular choices.

These fabrics are durable and have a smooth surface that is easy to stitch on.


2. **Use the right thread:** Crewel wool is the best choice for crewel embroidery because it is soft, durable, and comes in a wide range of colors. You can find crewel wool at most craft stores.
3. **Use the right needle:** Crewel embroidery needles are long and sharp, with a slightly blunt point. This type of needle is designed to easily pierce through the fabric ohne damaging the fibers.
4. **Use the right stitches:** There are a variety of stitches that can be used for crewel embroidery. Some of the most popular stitches include the crewel stitch, the satin stitch, and the stem stitch. You can find tutorials for these stitches online or in books.
5. **Be patient:** Crewel embroidery can be a time-consuming process, but it is also very rewarding. Take your time and enjoy the process of creating your own beautiful crewel embroidery projects.

:

Crewel embroidery is a beautiful and versatile form of needlework that can be used to create a wide variety of projects. Crewel wool is a great choice for this type of embroidery because it is soft, durable, and comes in a wide range of colors. In this blog post, we have shared 20 crewel embroidery designs that you can stitch with wool. We hope that these designs inspire you to create your own beautiful crewel embroidery projects.

Here are some additional resources that you may find helpful:


1. Crewel Embroidery Stitches
2. Crewel Embroidery Projects
3. Crewel Embroiderers' Guild of America



Big Embroidery: 20 Crewel Embroidery Designs to Stitch with Wool by Vicki Becker

★★★★★ 5 out of 5

Language : English
File size : 68389 KB
Text-to-Speech : Enabled
Enhanced typesetting : Enabled
Print length : 202 pages
Lending : Enabled
Screen Reader : Supported



Trekking the Breathtaking Scotland Coast to Coast Trail: A Comprehensive Guide to Britain's Epic Long Distance Trail

Lace up your boots and prepare for an unforgettable adventure as we delve into the captivating world of the Scotland Coast to Coast Trail. This...



The Easy Guide to Playing Piano Scales: Piano Lessons for Beginners to Advanced

Piano scales are an essential part of any pianist's repertoire. They help us to develop our finger dexterity, coordination, and musicality...