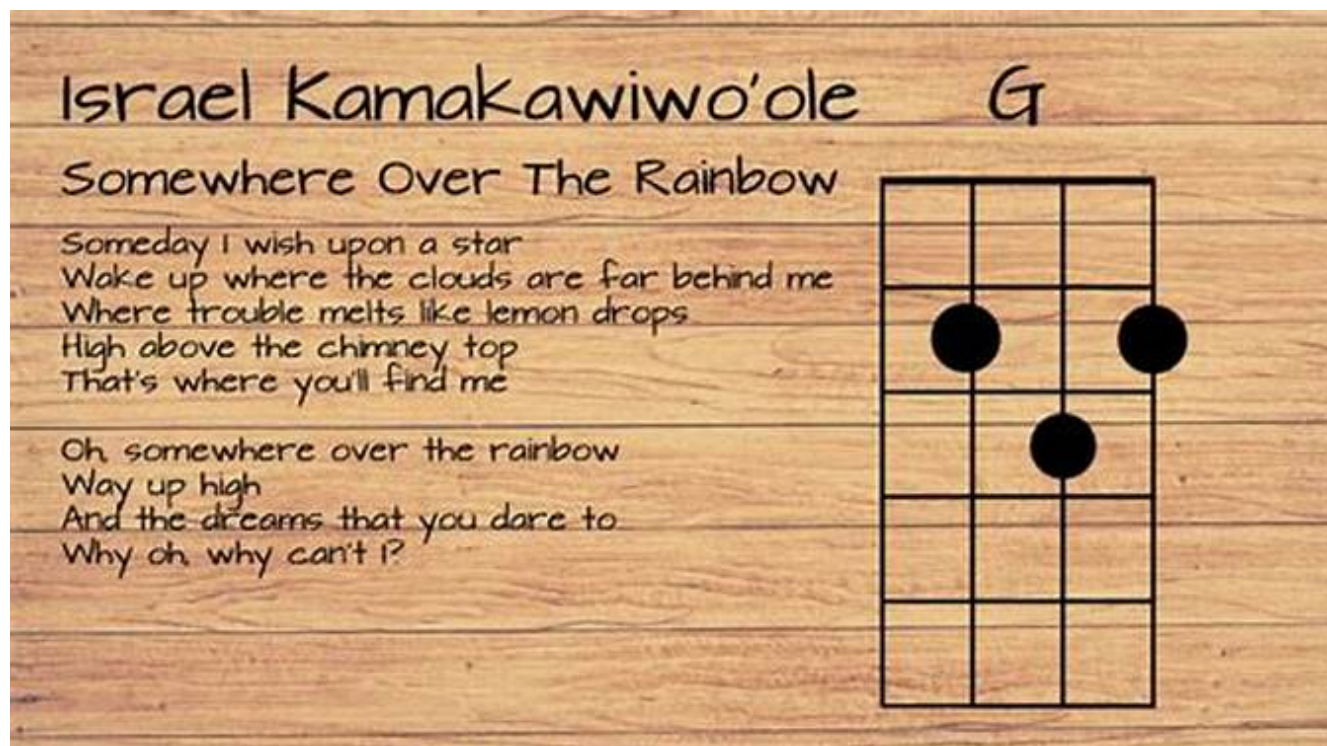


# 10 Arrangements for Ukulele Solo

The ukulele is a versatile instrument that can be used to play a wide variety of music, from traditional Hawaiian songs to modern pop hits. If you're looking for some new music to play on your ukulele, here are 10 arrangements for ukulele solo that you're sure to enjoy.

## 1. "Somewhere Over the Rainbow" by Israel Kamakawiwo'ole




Israel Kamakawiwo'ole G

Somewhere Over The Rainbow

Someday I wish upon a star  
Wake up where the clouds are far behind me  
Where trouble melts like lemon drops  
High above the chimney top  
That's where you'll find me

Oh somewhere over the rainbow  
Way up high  
And the dreams that you dare to  
Why oh, why can't I?

The image shows a handwritten sheet of music on a wooden background. It includes the title 'Somewhere Over The Rainbow' by Israel Kamakawiwo'ole, the lyrics, and a G chord diagram. The chord diagram is a 4x3 grid representing the ukulele strings and frets. The top string (G) has a dot on the 2nd fret, the second string (C) has a dot on the 3rd fret, and the third string (F) has a dot on the 2nd fret. The bottom string (C) is empty.



## Jazz Standards For Fingerstyle Ukulele: 10 Arrangements For Ukulele Solo by Megan Beller

★★★★☆ 4.5 out of 5

Language : English  
File size : 21216 KB  
Text-to-Speech : Enabled  
Screen Reader : Supported  
Enhanced typesetting : Enabled  
Word Wise : Enabled

Print length : 81 pages  
Lending : Enabled



This beautiful arrangement of "Somewhere Over the Rainbow" is a classic for ukulele players. It's perfect for beginners, as it uses only a few basic chords and a simple strumming pattern.


## 2. "Hallelujah" by Leonard Cohen









**SING C**








**CAN'T HELP FALLING IN LOVE**

4/4 1...2...1234







**Intro:**  (2 beats each)








Wise men, say only fools rush in





But I can't help falling in love with you







Shall I stay? Would it be a sin







If I can't help falling in love with you







Like a river flows, surely to the sea








Darling, so it goes, some things are meant to be

Take my hand, take my whole life, too

For I can't help falling in love with you

For I can't help falling in love with you

This timeless classic is a must-have for any ukulele player. It's perfect for playing at weddings, parties, or any other special occasion.

#### 4. "Imagine" by John Lennon

## Imagine

Words & Music by John Lennon

♩ = 72

The image shows a musical score for the song "Imagine" by John Lennon. It is written for guitar and includes the following lyrics and chords:

**Lyrics:**  
 I - imagine there's no heav - en, it's our - s' if you're -  
 No hell, no - hea - ven, some on, no - ty, sky -  
 I - imagine all the peo - ple liv - ing life as if they  
 I - imagine there's no coun - try, it's not land, or sea,  
 No - thing to kill or die, and no re - lig - ion too,  
 I - imagine all the peo - ple liv - ing life in peace. Yes.

**Chords:** C, C7(9), F, G, C, C7(9), F, Am, Dm7, G, C, G7, C, C7(9), F, Am, Dm7, G, C, C7(9), F.

© Copyright 1971 Lennon Music  
 All Rights Reserved International Copyright Secured

This inspiring song by John Lennon is a beautiful choice for ukulele solo. It's a bit more complex than some of the other arrangements on this list, but it's definitely worth learning.

### 5. "What a Wonderful World" by Louis Armstrong

**What a Wonderful World**  
Words and Music by George David Weiss and Bob Thiele

Intro  
Verse  
Moderately slow, 128 bpm

The image shows the beginning of the musical score for 'What a Wonderful World'. It features a treble clef, a key signature of one sharp (F#), and a 4/4 time signature. The tempo is marked 'Moderately slow, 128 bpm'. The score includes a key signature change to one sharp (F#) and a 4/4 time signature. The melody begins with a quarter rest, followed by a quarter note G4, a quarter note A4, a quarter note B4, and a quarter note C5. The bass line starts with a quarter note G2, a quarter note A2, a quarter note B2, and a quarter note C3. The score is watermarked with 'story.deedeebook.com'.

This upbeat and optimistic song is a joy to play on the ukulele. It's perfect for playing on a sunny day or any time you need a little pick-me-up.

## 6. "Over the Rainbow" by Judy Garland

# Over the Rainbow

from THE WIZARD OF OZ

Lyric by E.Y. "Yip" Harburg

Music by Harold Arlen

The image shows a musical score for the song "Over the Rainbow" on ukulele. It includes a "Find note" section with a C chord diagram, an "Intro" section with a C chord diagram and the tempo marking "Fast", and a "Verse" section with lyrics. The score is written in 4/4 time and features a treble clef. Chord diagrams for C, F, B7, Am, and C are provided. The lyrics are: "Over the rainbow, where blue birds fly, / Over the rainbow, where the flowers bloom, / Somewhere over the rainbow, / Way up high, / Somewhere over the rainbow, / Way up high, / Somewhere over the rainbow, / Way up high, / Somewhere over the rainbow, / Way up high." The page number "1" is visible in the bottom right corner.

This classic song from The Wizard of Oz is a beautiful choice for ukulele solo. It's a bit more challenging than some of the other arrangements on this list, but it's definitely worth learning.

## 7. "Blackbird" by The Beatles





## Here Comes the Sun

### The Beatles

Capo 2<sup>nd</sup> [Optional]



#### [Opening Riff]

[G] Here comes the sun, du, du, du, du

[Cmaj7] Here comes the [A7] sun

And I say [G] it's alright [Riff3]

[G] Little darling, it's been a [Cmaj7] long cold lonely [D] winter

[G] Little darling, it feels like [Cmaj7] years since it's been [D] here

[G] Here comes the sun, du, du, du, du [Riff2]

[Cmaj7] Here comes the [A7] sun

And I say [G] it's alright [Riff3]

[G] Little darling, the smile's [Cmaj7] returning to their [D] faces

[G] Little darling, it seems like [Cmaj7] years

Since it's been [D] here

[G] Here comes the sun, du, du, du, du [Riff2]

[Cmaj7] Here comes the [A7] sun

And I say, [G] it's alright [Riff3]

[Bb] Sun, [F] sun, [C] sun, here it [G] comes [D7] x5 [D7] [3 bars]

[G] Little darling, I feel the [Cmaj7] ice is slowly [D] melting

[G] Little darling, it seems like [Cmaj7] years

Since it's been [D] clear

[G] Here comes the sun, du, du, du, du [Riff2]

[Cmaj7] Here comes the [A7] sun

And I say, [G] it's alright [Riff3]

[G] Here comes the sun, du, du, du, du [Riff2]

[Cmaj7] Here comes the [A7] sun

And I say, [G] it's alright [Riff3]

This upbeat and optimistic song by The Beatles is a great choice for ukulele solo. It's perfect for playing on a sunny day or any time you need a little pick-me-up.

## 9. "Let It Be" by The Beatles

# Let It Be

Words and Music by John Lennon and Paul McCartney

The image shows a musical score for the song "Let It Be" by The Beatles. It is written for guitar and includes the following elements:

- First Verse:** A guitar chord diagram for the first verse, followed by the lyrics "I, When I find my self in tears of trou - ble,".
- Verse:** A guitar chord diagram for the verse, followed by the lyrics "With - out Mar - y comes to me speak - ing words of wis - dom, let it be.".
- Chorus:** A guitar chord diagram for the chorus, followed by the lyrics "And in my dark - ness, let a shi - ning light ap - pear, speak - ing words of wis - dom, let it be.".
- Chorus:** A guitar chord diagram for the chorus, followed by the lyrics "Let it be, let it be, let it be.".

The score includes guitar chord diagrams for each section: First Verse (E7, D7, C7, G7), Verse (E7, D7, C7, G7), and Chorus (E7, D7, C7, G7). The lyrics are written below the musical notation.

Copyright © 1971 Sony/ATV Music Publishing Inc.  
Copyright Renewed  
All Rights Administration by Sony/ATV Music Publishing LLC, 222 West 57th Street, 15th Floor, New York, NY 10019  
Unauthorized Copying or Distribution is Prohibited

This beautiful song by The Beatles is a great choice for ukulele solo. It's perfect for playing at a campfire or any other special occasion.

## 10. "Yesterday" by The Beatles

# Yesterday

Words and Music by John Lennon and Paul McCartney



*Moderately, with expression*



1. Yes - ter - day, — all my mes - sages seemed to  
2. Sat - day - ly, — I'm not half the man I



be and — Now there's a look - ing - glass they've  
There's a look - ing - glass they've



try to stay — Oh, I be - lieve — in  
o' - ver - yone — Oh, yes - ter - day — love



Yes - ter - day — Why she had — I don't

Copyright © 1965 Sony/ATV Music Publishing Co.  
Copyright Renewed  
All Rights Administered by Sony/ATV Music Publishing LLC, 420 Madison Avenue, Suite 1208, New York, NY 10017  
International Copyright Secured - All Rights Reserved

This classic song by The Beatles is a must-have for any ukulele player. It's perfect for playing at weddings, parties, or any other special occasion.

I hope you enjoy these 10 arrangements for ukulele solo. If you're looking for more ukulele music to play, be sure to check out my other articles on the subject.



